

ecoGEO+ B/C 1-9

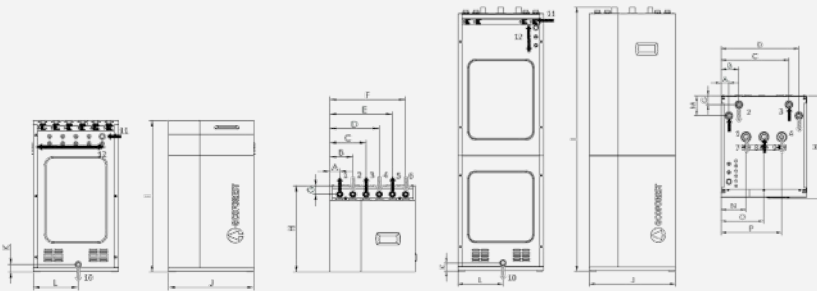
- Modulating thermal power control within a wide range (20-100%) and modulating flow rate control of both brine and production circuits (20-100%).
- Inverter technology and scroll compressor.
- Compact design including brine and production circulation pumps, brine and production expansion vessels (8l and 12l respectively), brine and production safety valves and DHW three-way valve.
- High Temperature Recovery system (HTR) for DHW production up to 70 °C without electrical support and simultaneous production of DHW and heating/cooling.
- Integrated management of up to 4 different emission temperatures, 2 buffer tanks (heating and cooling), 1 DHW tank, 1 pool and hourly control of DHW recirculation.
- Integrated management of aerothermal collection modulating units, in case of air source or hybrid configurations.
- Integrated management of external On/Off or modulating auxiliary systems, such as electrical heaters, On/Off boilers or modulating boilers.
- Integrated management of cascade systems up to 3 units.
- Integrated management of simultaneous cooling/heating systems according to scheme.
- Integrated free cooling in models 2 and 4.
- Integrated active cooling in models 3 and 4.
- Single-phase and Three-phase versions available.
- Integrated photovoltaic hybridisation.
- Integrated energy meters to measure the electrical consumption, the heating/cooling thermal power, the COP and the monthly and annual SPF.

SPECIFICATIONS ecoGEO+ B/C 1-9		UNITS	B1/C1	B2/C2	B3/C3	B4/C4	
APPLICATION	Place of installation	-	Indoors				
	Type of brine system ¹	-	Ground source / Air source / Hybrid source				
	DHW, Heating and Pool	-	✓	✓	✓	✓	
	High Temperature Recovery (HTR) system option	-	✓	✓	✓ by default	✓ by default	
	Integrated Active cooling	-	-	-	✓	✓	
PERFORMANCE	Integrated Passive cooling	-	-	✓	-	✓	
	Modulation range of the compressor	%	20 to 100				
	Heating power output ² , B0W35	kW	1,3 to 11,0				
	COP ² , B0W35	-	4,5				
	Active cooling power output ² , B35W7	kW	-	1,4 to 11,0			
	EER ² , B35W7	-	-	5,2			
	Max. DHW temperature without / with support ⁵	°C	63 / 70				
	Noise power emission level ⁶	db	33 to 44				
	Energy label / rjs / SCOP W35 average climate control	-	A+++ / 186% / 4,85				
	Energy label / rjs / SCOP W55 average climate control	-	A++ / 138% / 3,65				
OPERATION LIMITS	Distribution / Set heating outlet temperature range	°C	10 to 60 / 20 to 60				
	Distribution / Set cooling outlet temperature range	°C	4 to 35 / 7 to 25				
	Brine inlet temperature range in heating applications	°C	-25 to 35				
	Brine inlet temperature range in cooling applications	°C	10 to 60				
	Minimum / Maximum refrigerant circuit pressure	bar	2 / 45				
	Production / Pre-load circuit pressure	bar	0,5 to 3,0 / 1,5				
	Brine / Pre-load circuit pressure	bar	0,5 to 3,0 / 0,7				
	Volume / Max. DHW storage tank pressure (ecoGEO+ C)	l / bar	165 / 8				
WORKING FLUIDS	R410A Refrigerant load without HTR / with HTR	kg	0,75 / 0,85		1,0		
	Compressor oil type / load	kg	POE / 0,74				
CONTROL ELECTRICAL DATA	1/N/PE 230 V / 50-60 Hz ⁸	-	✓				
	Maximum recommended external protection ⁹	-	C10A				
	Transformer primary circuit fuse	A	0,5				
ELECTRICAL DATA: SINGLE-PHASE	Transformer secondary circuit fuse	A	2,5				
	1/N/PE 230 V / 50-60 Hz ⁸	-	✓				
	Maximum recommended external protection ⁹	-	C25A				
	Maximum consumption ² , B0W35	kW / A	2,7 / 11,8				
	Maximum consumption ² , B0W55	kW / A	3,8 / 16,5				
	Minimum / Maximum starting current ⁷	A	2,8 / 5,8				
ELECTRICAL DATA: THREE-PHASE	Correction of cosine Ø	-	0,96/1				
	3/N/PE 400 V / 50-60Hz ⁸	-	✓				
	Maximum recommended external protection ⁹	-	C10A				
	Maximum consumption ² , B0W35	kW / A	2,7 / 4,0				
	Maximum consumption ² , B0W55	kW / A	3,8 / 5,5				
	Minimum / Maximum starting current ⁷	A	0,9 / 1,9				
DIMENSIONS/WEIGHT	Correction of cosine Ø	-	0,96/1				
	Height x width x depth	mm	ecoGEO+ B: 1060x600x710 · ecoGEO+ C: 1804x600x720				
	Empty weight (without assembly)	kg	B 184 · C 245	B 192 · C 253	B 184 · C 245	B 192 · C 253	

1. Air source/Hybrid source by replacing/combining the ground source circuit by/with one or more ecoGEO+ AU. Consult the ecoGEO+ AU manual for more detailed information.
2. In compliance with EN 14511, this includes the consumption of the circulation pumps and the compressor driver.
3. Considering brine and production flow rates in compliance with EN 14511.
4. Considering a heat slope from 20°C to 50°C in absence of consumption.
5. Considering support provided by the emergency electrical heater or the HTR system. Maximum DHW temperature with the HTR system can be limited by the compressor discharge temperature.
6. In compliance with EN 12102, this includes the acoustic insulation kit of the compressor.
7. Starting current depends on the working conditions of the hydraulic circuits.
8. The admissible voltage range for proper operation of the heat pump is ±10%.
9. Maximum consumption can vary significantly according to working conditions, or if the compressor's operation range is restricted. Consult the technical service manual for more detailed information.
10. Certification in process.

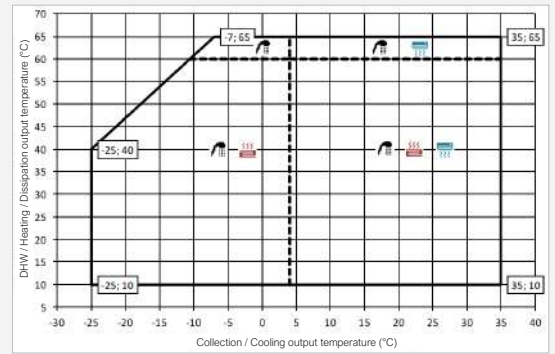
Dimensions and hydraulic connections

Operational chart

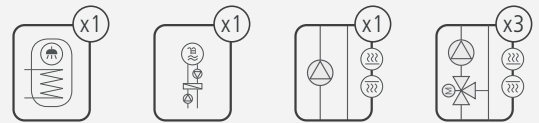


MODEL	DIMENSIONS (mm)															
	A	B	C	D	E	F	G	H	I	J	K	L	M	N	O	P
ecoGEO+ Basic	55	153	251	349	447	545	70	710	1058	600	61	300	-	-	-	-
ecoGEO+ Compact	55	125	475	545	-	-	62	720	1851	600	58	315	140	175	300	425

1. Heating/Cooling Outlet - 1 1/4" M
2. Heating/Cooling Inlet - 1 1/4" M
3. Brine Outlet - 1 1/4" M
4. Brine Inlet - 1 1/4" M
5. DHW System Outlet - 1 1/4" M
6. DHW System Inlet - 1 1/4" M
7. DCW Inlet - 1" F
8. DHW Outlet - 1" F
9. DHW Recirculation Inlet - 3/4" F
10. Drain - 16 mm



Installation management



Performance curves

